

# GN 193 | T-shaped connecting clamps

Aluminium



- 1
- 2
- 3
- 4
- 5
- 6
- 7
- 8
- 9
- 10
- 11
- 12
- 13
- 14
- 15
- 16
- 17
- 18
- 

## MATERIAL

Aluminium, matte finish.  
AISI 304 stainless steel screws and nuts.

## STANDARD EXECUTIONS

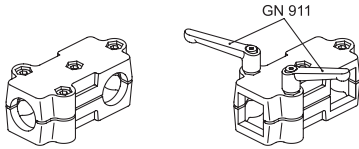
- **GN 193-BL**: natural aluminium.
- **GN 193-SW**: aluminium, epoxy resin coating, RAL 9005 black colour.

## FEATURES AND APPLICATIONS

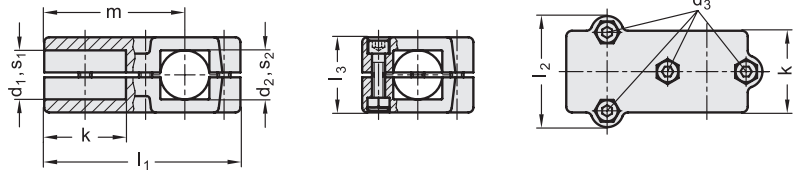
The assembly holes of GN 193 connecting clamps allow an excellent match with tubes GN 990 (see page 1954).

Within the same nominal size the connecting clamp may be supplied with the holes  $d_1$  and  $d_2$ , square holes  $s_1$  and  $s_2$  or in combination with round and square holes.

The clamping screws  $d_3$  may be replaced by clamping kits GN 911 (see page 1958).



Conversion Table			
1 mm = 0.039 inch			
d1			
20	0.79	42	1.65
25	0.98	45	1.77
30	1.18	48	1.89
32	1.26	50	1.97
35	1.38	55	2.16
40	1.57	60	2.36

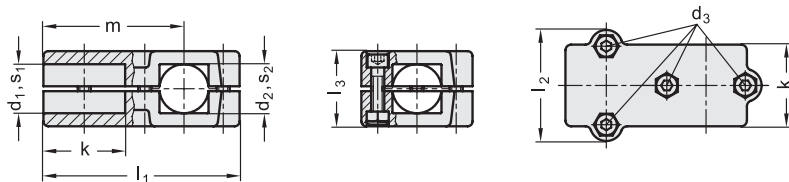


## METRIC

Code BL	Code SW	Description	d1 Hole	s1 Square hole	d2 Hole	s2 Square hole	d3	k	l1	l2	l3	m	d3 Clamping kit	
GN.52811	GN.52816	GN 193-B20-B20-50-2-*	20	-	20	-	M8	50	120	68	46	85	GN 911-M8-40	446
GN.52851	GN.52856	GN 193-B25-B25-50-2-*	25	-	25	-	M8	50	120	68	46	85	GN 911-M8-40	436
GN.52891	GN.52896	GN 193-B30-B30-50-2-*	30	-	30	-	M8	50	120	68	46	85	GN 911-M8-40	422
GN.52911	GN.52916	GN 193-B30-B30-60-2-*	30	-	30	-	M8	60	141	79	59	101.5	GN 911-M8-55	742
GN.52971	GN.52976	GN 193-B32-B32-60-2-*	32	-	32	-	M8	60	141	79	59	101.5	GN 911-M8-55	730
GN.52991	GN.52996	GN 193-B35-B35-60-2-*	35	-	35	-	M8	60	141	79	59	101.5	GN 911-M8-55	696
GN.53031	GN.53036	GN 193-B40-B40-60-2-*	40	-	40	-	M8	60	141	79	59	101.5	GN 911-M8-55	684
GN.53051	GN.53056	GN 193-B40-B40-76-2-*	40	-	40	-	M10	76	176	98	70	126	GN 911-M10-63	1198
GN.53111	GN.53116	GN 193-B42-B42-76-2-*	42	-	42	-	M10	76	176	98	70	126	GN 911-M10-63	1188
GN.53131	GN.53136	GN 193-B45-B45-76-2-*	45	-	45	-	M10	76	176	98	70	126	GN 911-M10-63	1164
GN.53171	GN.53176	GN 193-B48-B48-76-2-*	48	-	48	-	M10	76	176	98	70	126	GN 911-M10-63	1134
GN.53191	GN.53196	GN 193-B50-B50-76-2-*	50	-	50	-	M10	76	176	98	70	126	GN 911-M10-63	1104

\* Complete the description of the standard item needed by adding the finish of the connector clamps: BL (blank) or SW (black).

Conversion Table			
1 mm = 0.039 inch			
d1			
mm	inch	mm	inch
20	0.79	42	1.65
25	0.98	45	1.77
30	1.18	48	1.89
32	1.26	50	1.97
35	1.38	55	2.16
40	1.57	60	2.36



METRIC

Code BL	Code SW	Description	d1 Hole	s1 Square hole	d2 Hole	s2 Square hole	d3	k	l1	l2	l3	m	d3 Clamping kit	⚖
GN.52831	GN.52836	GN 193-B20-V20-50-2-*	20	-	-	20x20	M8	50	120	68	46	85	GN 911-M8-40	476
GN.52871	GN.52876	GN 193-B25-V25-50-2-*	25	-	-	25x25	M8	50	120	68	46	85	GN 911-M8-40	452
GN.52931	GN.52936	GN 193-B30-V30-50-2-*	30	-	-	30x30	M8	50	120	68	46	85	GN 911-M8-40	540
GN.52951	GN.52956	GN 193-B30-V30-60-2-*	30	-	-	30x30	M8	60	141	79	59	101.5	GN 911-M8-55	728
GN.53011	GN.53016	GN 193-B35-V35-60-2-*	35	-	-	35x35	M8	60	141	79	59	101.5	GN 911-M8-55	696
GN.53071	GN.53076	GN 193-B40-V40-60-2-*	40	-	-	40x40	M8	60	141	79	59	101.5	GN 911-M8-55	638
GN.53091	GN.53096	GN 193-B40-V40-76-2-*	40	-	-	40x40	M10	76	176	98	70	126	GN 911-M10-63	1118
GN.53151	GN.53156	GN 193-B45-V45-76-2-*	45	-	-	45x45	M10	76	176	98	70	126	GN 911-M10-63	1138
GN.53211	GN.53216	GN 193-B50-V50-76-2-*	50	-	-	50x50	M10	76	176	98	70	126	GN 911-M10-63	1086
GN.53331	GN.53336	GN 193-V20-V20-50-2-*	-	20x20	-	20x20	M8	50	120	68	46	85	GN 911-M8-40	430
GN.53371	GN.53376	GN 193-V25-V25-50-2-*	-	25x25	-	25x25	M8	50	120	68	46	85	GN 911-M8-40	420
GN.53431	GN.53436	GN 193-V30-V30-50-2-*	-	30x30	-	30x30	M8	50	120	68	46	85	GN 911-M8-40	410
GN.53451	GN.53456	GN 193-V30-V30-60-2-*	-	30x30	-	30x30	M8	60	141	79	59	101.5	GN 911-M8-55	728
GN.53491	GN.53496	GN 193-V35-V35-60-2-*	-	35x35	-	35x35	M8	60	141	79	59	101.5	GN 911-M8-55	692
GN.53551	GN.53556	GN 193-V40-V40-60-2-*	-	40x40	-	40x40	M8	60	141	79	59	101.5	GN 911-M8-55	638
GN.53571	GN.53576	GN 193-V40-V40-76-2-*	-	40x40	-	40x40	M10	76	176	98	70	126	GN 911-M10-63	1158
GN.53611	GN.53616	GN 193-V45-V45-76-2-*	-	45x45	-	45x45	M10	76	176	98	70	126	GN 911-M10-63	1104
GN.53651	GN.53656	GN 193-V50-V50-76-2-*	-	50x50	-	50x50	M10	76	176	98	70	126	GN 911-M10-63	1054
GN.53311	GN.53316	GN 193-V20-B20-50-2-*	-	20x20	20	-	M8	50	120	68	46	85	GN 911-M8-40	450
GN.53351	GN.53356	GN 193-V25-B25-50-2-*	-	25x25	25	-	M8	50	120	68	46	85	GN 911-M8-40	430
GN.53391	GN.53396	GN 193-V30-B30-50-2-*	-	30x30	30	-	M8	50	120	68	46	85	GN 911-M8-40	410
GN.53411	GN.53416	GN 193-V30-B30-60-2-*	-	30x30	30	-	M8	60	141	79	59	101.5	GN 911-M8-55	728
GN.53471	GN.53476	GN 193-V35-B35-60-2-*	-	35x35	35	-	M8	60	141	79	59	101.5	GN 911-M8-55	692
GN.53511	GN.53516	GN 193-V40-B40-60-2-*	-	40x40	40	-	M8	60	141	79	59	101.5	GN 911-M8-55	638
GN.53531	GN.53536	GN 193-V40-B40-76-2-*	-	40x40	40	-	M10	76	176	98	70	126	GN 911-M10-63	1150
GN.53591	GN.53596	GN 193-V45-B45-76-2-*	-	45x45	45	-	M10	76	176	98	70	126	GN 911-M10-63	1100
GN.53631	GN.53636	GN 193-V50-B50-76-2-*	-	50x50	50	-	M10	76	176	98	70	126	GN 911-M10-63	1070

\* Complete the description of the standard item needed by adding the finish of the connector clamps: BL (blank) or SW (black).

